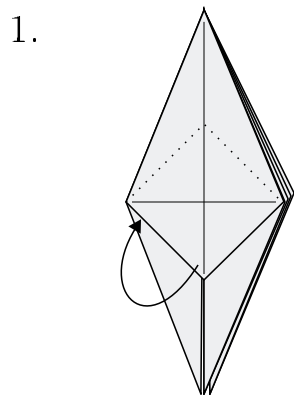
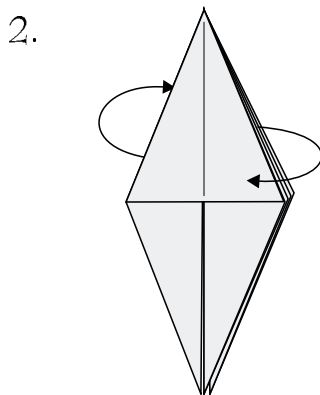


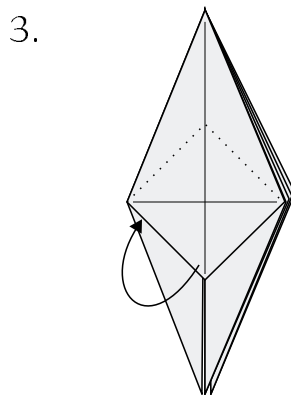
Start with a coloured frog base.



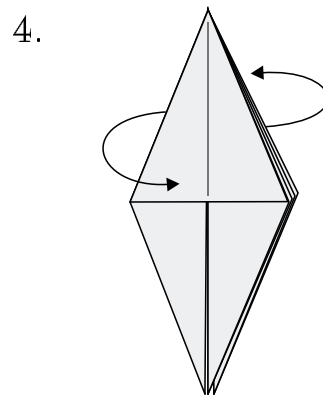
Tuck inside.
Do NOT repeat behind.



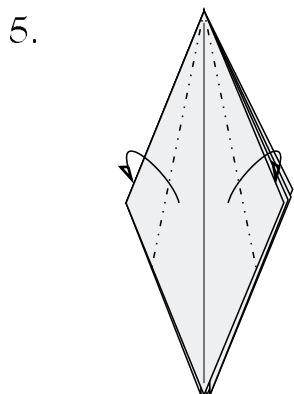
Fold two layers to the left
on the front and two layers
to the right on the back.



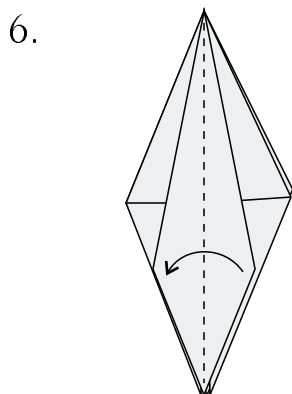
Tuck inside.
Do NOT repeat behind.



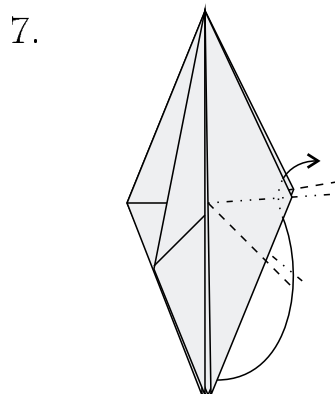
Fold one layer to the right
on the front and one layer
to the left on the back.



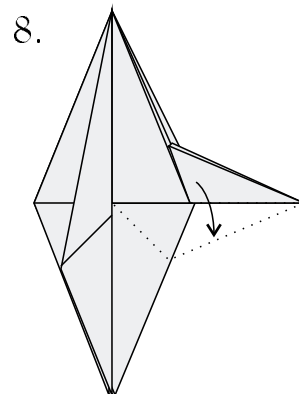
Mountain fold top layers.



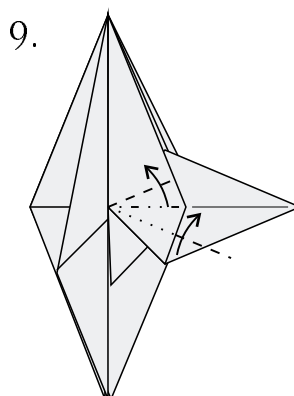
Fold one layer left.



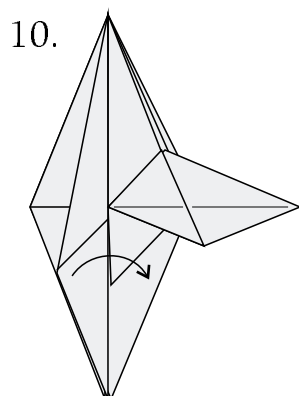
Crimp (reverse fold up and
reverse fold back down).



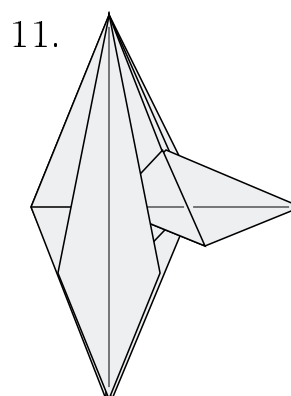
Pull out top layer.



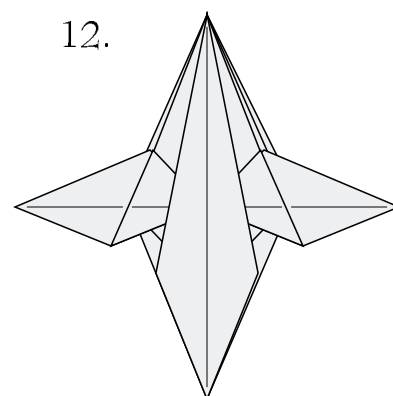
Swivel.



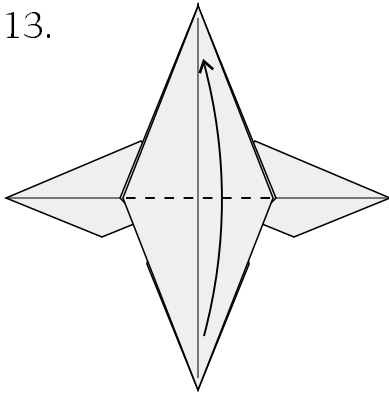
Fold one layer back right.



Repeat steps 6-10 on left side. Turn model over.

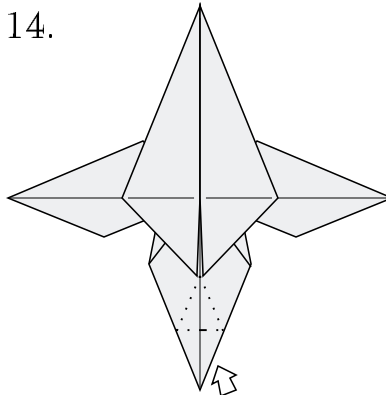


13.



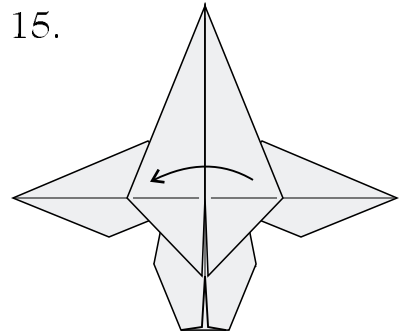
Fold top flap up.

14.



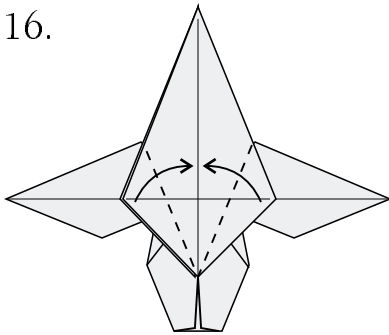
Sink the tip of the tail.

15.



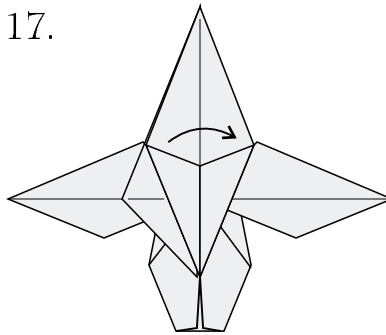
Fold one layer left.

16.



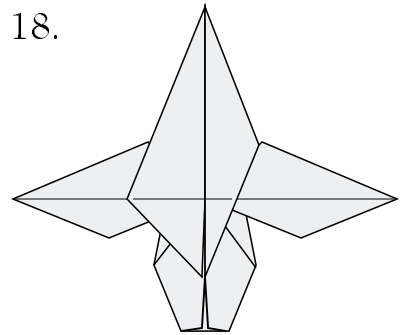
Valley fold to centre.

17.



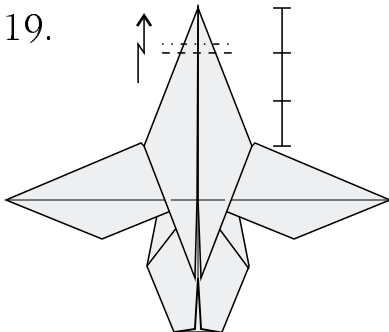
Fold one layer back right.

18.



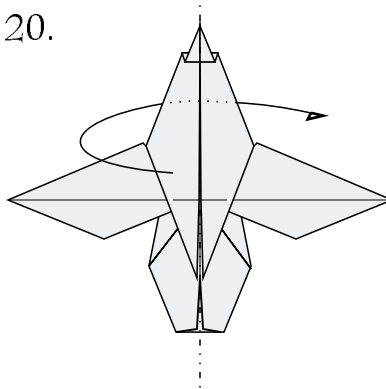
Repeat steps 15-17 on left side.

19.



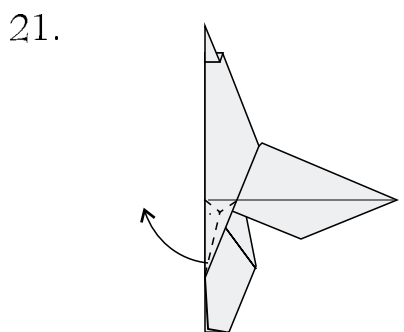
Pleat the beak.

20.



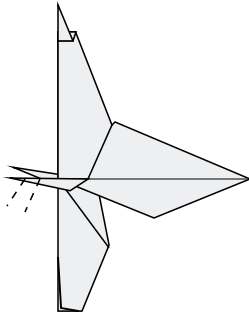
Mountain fold model in half.

21.



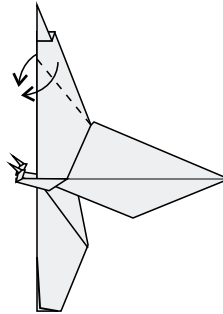
Rabbit's ear the legs.

22.



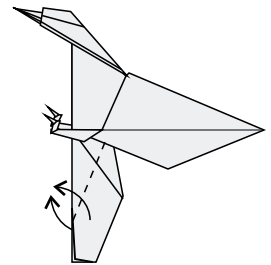
Bend legs to form claws.

23.



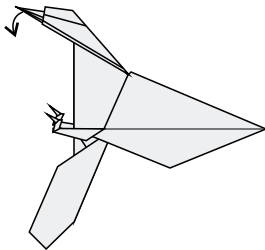
Reverse fold head.

24.



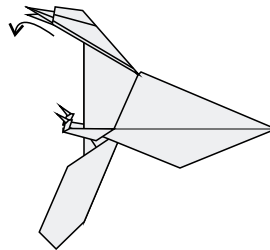
Reverse fold tail.

25.




Open beak.

26.



Curve tip of beak.

27.



The eagle completed.

Notes:

This model was created on January 13th, 1994, after a frustrating attempt at folding an eagle made of three sheets of paper that was created Bazza (Brian) Ewins. Anyway, I decided to try my hand at creating an eagle and this was the result. I am fairly pleased with the look of this model, especially since it is one of the few frog-base models that I have ever created.

I have tried to make the diagrams as clear and understandable as possible, but, of course, I might not have achieved this goal. If you have any suggestions as to how I could make these diagrams more understandable, please let me know.

I would rate this model as "intermediate" (or perhaps "high intermediate"), but of course I am biased. Please help me to assign a rating to this.

Thanks for trying out my new model!